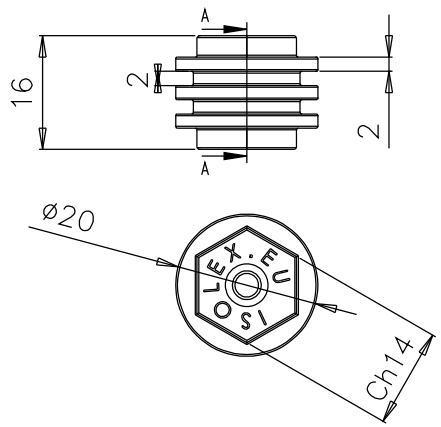

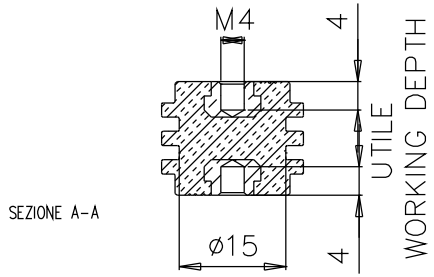

SEZIONE A-A

DATI TECNICI
TECHNICAL DATA

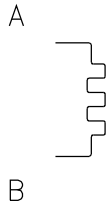

Lunghezza linea di fuga Creepage line length		33 mm
CTI secondo IEC 112 CTI according to IEC 112		600 V
Temperatura di esercizio Operating temperature	min. max	−40°C +145°C − 20.000 h − IEC 216
Tensione di prova a secco Dielectric test at dry conditions		8,3kV−60s−50Hz
Peso Weight		~ 9 g
Carico massimo nelle condizioni di prova prescritte da EN 61373 Maximum load according to test conditions required by EN 61373		10 N
Coppia di rottura a torsione Torsion rupture torque		4 Nm
Carico di rottura a flessione P Flexural strength P		600 N
Carico di rottura a trazione Maximum tensile strength		1.000 N
Carico di rottura a compressione Compressive strength		1.000 N

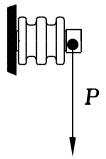

Comportamento fuoco−fumi
Fire − smoke behaviour

Secondo EN45545 − R22 R23 _____ HL3
According to EN45545 − R22 R23

Secondo UL 94 _____ V0
According to UL 94

Tightening torque on threaded brass inserts:
the working depth has to be taken up at least 75% by the screw

A	Materiali usati Threaded insert materials	Codici Code	Coppia di serraggio max sui filetti Max tightening torque on the threads	Disponibilità Availability
M4	Ottone nichelato 4 µm Nickel−4 µm electroplated brass	3121270010	2 Nm	Standard STD.

MODIFICHE	
1	2

DISEGNO DI PROPRIETA' DELLA ISOLEX CHE SI RISERVA TUTTI I DIRITTI DI LEGGE

	DISEGNATO	APPROVATO	CLIENTE	SCALA	A3
DATA	27/11/20	27/11/20	CONFERMA	1:1	
FIRMA	GM	Vellutini	REVISIONE 1 2 3 4 5 6 7 8 9		

ISOLEX
ISOLEX Milano Italy

DESCRIZIONE: ISOLATORE PORTANTE in termoindurente H=16
Thermosetting compound bearing insulator H=16

COD. see table
DIS. ID10217
F. 1 DI 1

ACAD

IG1270