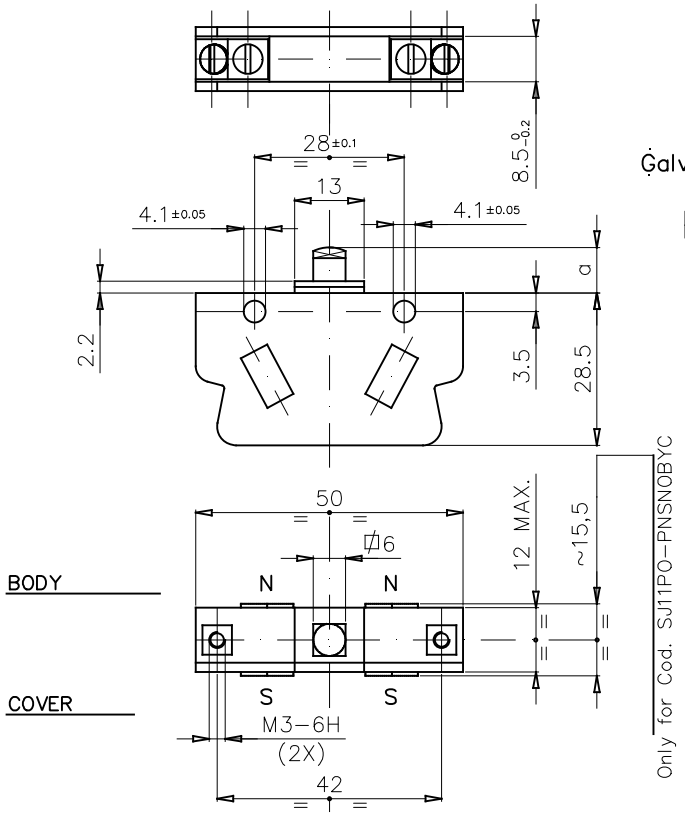

Galvanically isolated contact bridges

POSITIVE OPENING

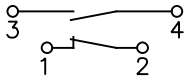

MAX. OPERATING FORCE	N 2,7±0,09
RELEASE FORCE	N 1
REST POSITION	a mm 8,8±0,25
TRIPPING POSITION	a mm 6,6±0,35
RELEASE POSITION	a mm 7,8±0,35
OVER TRAVEL LIMIT	a mm 5,65

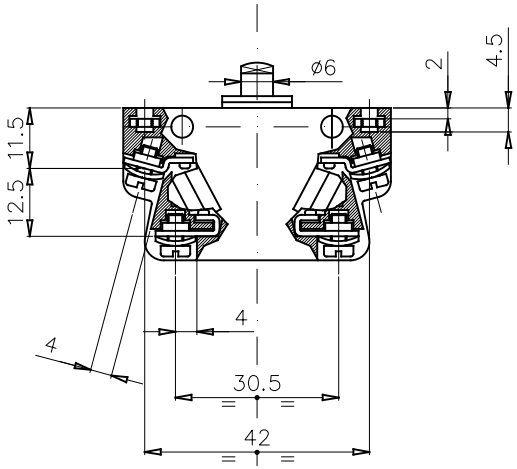

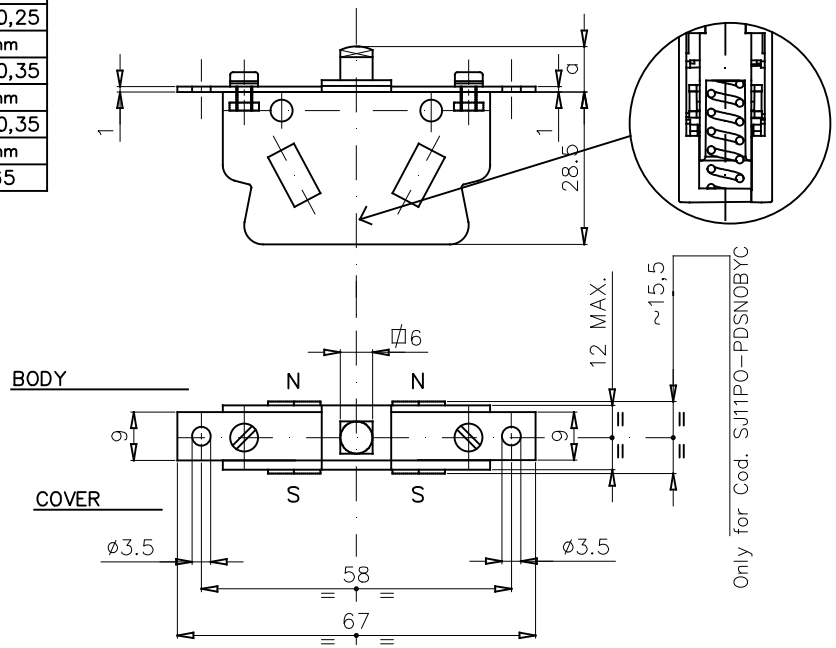

EXECUTIONS WITH FIXING DISTANCE 28 mm	
CODE	FEATURE
SJ11PO-PNSNOUW*	MICROSWITCH COMPLETE WITH LEVER - STD.TYPE CONTACTS
SJ11PO-PNGNOUW*	MICROSWITCH COMPLETE WITH LEVER - GOLD PLATE CONTACTS
SJ11PO-PNSNOBW*	MICROSWITCH COMPLETE WITH LEVER - WITH SOLID SILVER CONTACTS AND BLOWING MAGNETS

EXECUTIONS WITH FIXING DISTANCE 58 mm	
CODE	FEATURE
SJ11PO-PDSNOUW*	MICROSWITCH COMPLETE WITH LEVER - STD.TYPE CONTACTS
SJ11PO-PDGNOUW*	MICROSWITCH COMPLETE WITH LEVER - GOLD PLATE CONTACTS
SJ11PO-PDSNOBW*	MICROSWITCH COMPLETE WITH LEVER - WITH SOLID SILVER CONTACTS AND BLOWING MAGNETS

NOTE : PLACE THE PERMANENT MAGNETS SO THAT THE POLARITIES ARE AS SHOWN IN THE DRAWING

NOTE : 2 µm GOLDEN PLATING

* COVER MATERIAL	
CODE LETTER	MATERIAL
C	PC
N	PA66
P	PEI

SIMBOLI UTILIZZATI PER IDENTIFICARE LA QUOTA IN REVISIONE DI MODIFICA

##○## SIMBOLO UTILIZZATO PER LE QUOTE SOGGETTE A CONTROLLO INTERNO

MODIFICHE	MODIFICHE	MODIFICHE	MODIFICHE	MODIFICHE	MODIFICHE	MODIFICHE

3	2	1	
			Rifer.
			Funz.
			Accop.
			Cliente

MATERIALE: VEDI TABELLA

TRATTAMENTO:

	DISEGNATO	APPROVATO	VISTO C.C.
DATA	01-03-24	01-03-24	01-03-24
FIRMA	DESIMONE	RIZZI	RIZZI

TOLLERANZE PER DIMENSIONI LINEARI ED ANGOLARI PRIVE DI INDICAZIONI DI TOLLERANZE SPECIFICHE UNI EN 22768-1

MOLTO GROSSOLANA ☐ GROSSOLANA ☐ MEDIA ◪ FINE ☐

SCALA 1:1

SOSTITUISCE

PESO

REVISIONE 0 1 2 3 4 5 6 7 8

ISOLEX Milano Italy

DESCRIZIONE: SNAP-ACTION MICROSWITCH SJ11 PO (1NO + 1 NC)

COD. VEDI TABELLA

DIS. IP133900W

F. 1 DI 1

FORMATO A3